
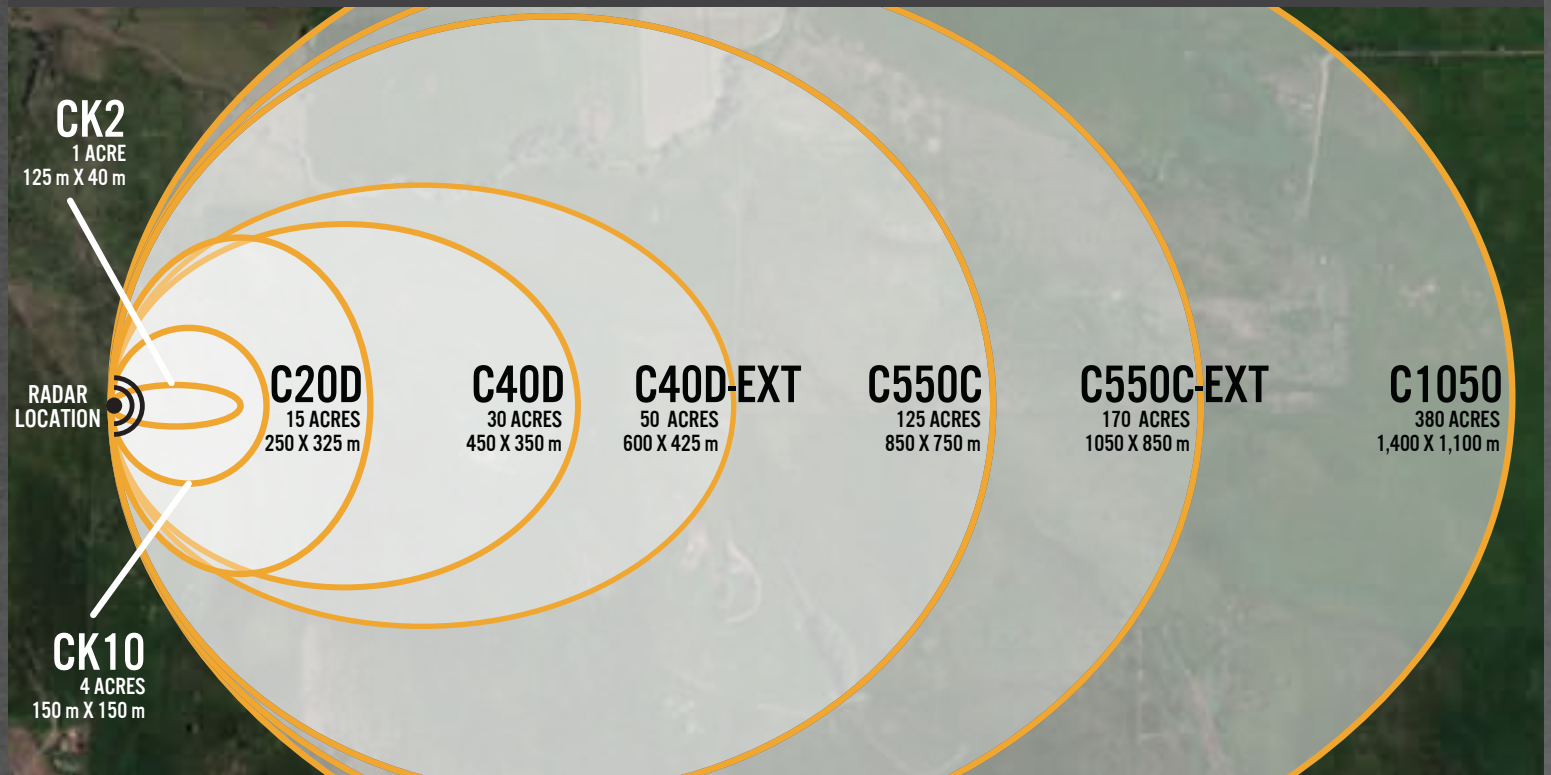


GROUND & OVER-WATER RADAR



C & CK Series

GROUND RADAR COVERAGE COMPARISON

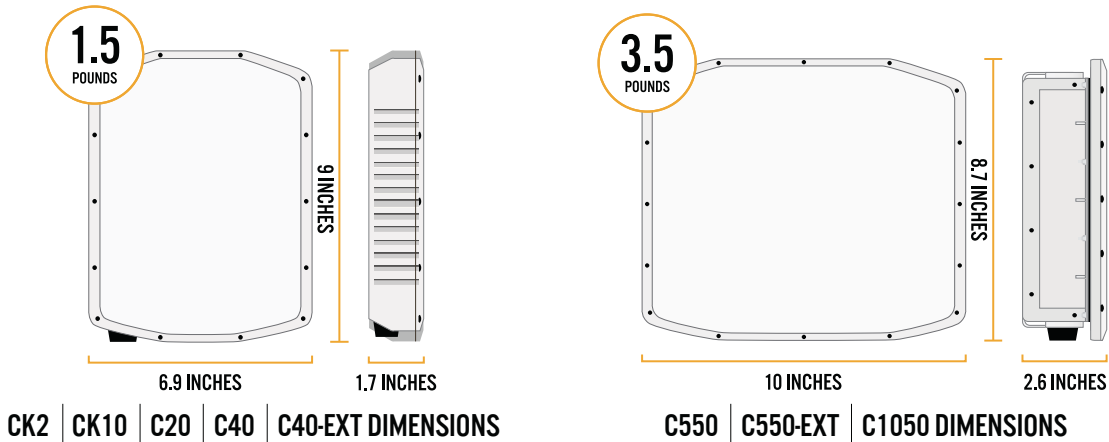


FOR MORE INFORMATION, CONTACT:
sales@spotterrf.com
 801-742-5849
spotterrf.com

PROTECTION BEYOND FENCES



COMPACT SURVEILLANCE RADAR



GENERAL SPECIFICATIONS	CK-SERIES 24.0 to 24.25 GHz FCC & ETSI Unlicensed Band		
		CK2	CK10
SCAN RATE	Up to 8 times per second		
UPDATE RATE	Up to 8 times per second		
OUTPUT DATA	GPS coordinates, velocity, RCS, range, time angle, heading, accuracy, and duration		
OUTPUT PROTOCOL (PLATFORM)	JSON, XML, KML, Google Earth, NetworkedIO		
INTERFACE	Ethernet (Web UI or API)		
PHYSICAL INTERFACE	Passive PoE through IP67 RJ45 connector, 10/100 Mbps		
RUGGED/WATERPROOF	IP67/NEMA 6P compliant		
SETUP TIME	Less than 10 minutes using Web UI		
DETECTION RANGE		Walker: 5-125 m Vehicle: 5-175 m	Walker: 5-150 m Vehicle: 5-200 m
COVERAGE AREA		125 m x 40 m = 1 acre	150 m x 150 m = 4 acres
EFFECTIVE FIELD OF VIEW		Horizontal: 40 meters Vertical: 10 degrees	Horizontal: 90 degrees Vertical: 10 degrees
ANGULAR ACCURACY		±3 degrees	±3 degrees
RANGE RESOLUTION		1 meter	1 meter
SIMULTANEOUS TRACKS		10	20
SYSTEM POWER		7-8.5 W @ 12-30 VDC depending on duty cycle	7-8.5 W @ 12-30 VDC depending on duty cycle
TEMPERATURE RANGE		-30° C to 65° C -22° F to 149° F	-30° C to 65° C -22° F to 149° F

C-SERIES 10-10.6 GHz FCC Certified	C20D	C40D / C40D-EXT	C550C / C550C-EXT	C1050
	DETECTION RANGE	Walker: 10-250 m Vehicle: 10-400 m	Walker: 20-450 m / 20-600 m Vehicle: 20-600 m / 20-850 m	Walker: 30-850 m / 30-1,050 m Vehicle: 30-1,250 m / 30-1,500 m
COVERAGE AREA	250 m x 325 m = 15 acres	450 m x 350 m = 30 acres 600 m x 425 m = 50 acres	850 m x 750 m = 125 acres 1,050 m x 850 m = 170 acres	1,400 m x 1,100 m = 380 acres
EFFECTIVE FIELD OF VIEW	Horizontal: 120 degrees Vertical: 20 degrees	Horizontal: 90 degrees Vertical: 20 degrees	Horizontal: 90 degrees Vertical: 20 degrees	Horizontal: 90 degrees Vertical: 20 degrees
ANGULAR ACCURACY	Within 90° FOV: ±3 degrees Within 120° FOV: ±10 degrees	±3 degrees	±3 degrees	±3 degrees
RANGE RESOLUTION	1.5 meter	3 meters	3 meters	3.75 meters
SIMULTANEOUS TRACKS	20	20	30	30
SYSTEM POWER	5-9 W @ 12-30 VDC depending on duty cycle	5-9 W @ 12-30 VDC depending on duty cycle	8-13 W @ 12-30 VDC depending on duty cycle	20-24 W @ 18-30 VDC depending on duty cycle
TEMPERATURE RANGE	-30° C to 65° C -22° F to 149° F	-30° C to 65° C -22° F to 149° F	-30° C to 65° C -22° F to 149° F	-30° C to 55° C -22° F to 131° F

For more information contact

sales@spotterrf.com 801-742-5849

